



# RPG 60

## D18

VERSION: 160915  
Page: 1/2

### ADHESIVE FOR GLAZING 1K

#### DEFINITION

**RPG 60** is a single component polyurethane adhesive for crystal gluing that dries by means of a reaction with the environmental humidity. Specially designed for fast substitution of windows, windscreens, support of lateral rear-views and baffles, it can also be applied in all those parts of the vehicle that are stuck to the structure. It dries very quickly, so that a vehicle with 2 airbags can be driven 1 hour after the application providing the ambient temperature is 23°C and relative humidity 50%.

In order to improve the adhesion, use a degreaser and adherence promoter designed for cleaning the parts of the glass where **RPG 60** is to be applied.

**RP 630** is an adherent primer that guarantees a perfect adhesion of **RPG 60** over the surface, and simultaneously protects the polyurethane from UV radiations and corrosion.






#### PHYSICAL CHARACTERISTICS

<b>Nature:</b>	Polyurethane
<b>Colour:</b>	Black
<b>Specific weight:</b>	1,2 kg/l at 20°C

#### APPLICATION

1) Glass preparation:

- Ensure the surface of the glass is clean and dry. Use a clean dry cotton cloth, wet it with degreaser, rub the surface of the glass to be treated, leaving a very thin film. Then clean the surface with a dry and clean cloth and allow a minimum of 3 minutes for drying.
- RP 630** primer should be applied within 4 hours after the application of the degreaser, consult the manufacturer. Thoroughly shake the bottle of the primer, and apply using a brush or wired felt to the cleaned area in a continuous flowing movement. Allow to dry for at least 5 minutes, and apply the adhesive within 3 hours. If the drying time of RP 630 exceeds 3 hours, you must reactivate with degreaser. BE CAREFUL: RP 630 must not be applied on old adhesive.





Degreaser		RP 630		
				
	MIN. 3' MAX. 4h	RP 630	RP 630	MIN. 5' MAX. 3h

2) Preparation of the body:

- a) The degreaser can be applied directly to freshly cut old polyurethane or directly to the body in case the polyurethane has been completely removed.

3) Adhesive application:

- a) Apply **RPG 60** to the glass or the vehicle body starting at the lower central part of the glass. The screen should be placed in position immediately after the adhesive is applied.

RPG 60			
			
RPG 60	30'	1,6 mm / 5 h	AIRBAG 1h

## PROPERTIES OF PRODUCT AFTER CURE

	RPG 60	Units
Shore A Hardness	58	N/mm <sup>2</sup>
Tensile strength	10	N/mm <sup>2</sup>
Tensile shear strength	5	N/mm <sup>2</sup>
Elongation at break	400	%

## SAFETY

Follow instructions of product label. For more information check the Safety Data Sheets. Compliant with the National Statutory Regulation for Health and Safety at Work and Waste Disposal.

## STORAGE

Store the product in a ventilated place far from direct exposure to sunlight. Keep between +5°C and +30°C.

## SHELF LIFE

One year in unopened original packaging.

For any technical information contact with our Customer Attention Service or our Technical Department. ROBERLO SA declines any responsibility due to an incorrect use of the product.